



# Finishes

Unparalleled Lift Design  
Excellence With Morris Vermaport

Our collection of exquisite finishes seamlessly blends elegance and functionality, transforming cabin spaces into areas of elevated possibilities. Whatever the environment, entrust Morris Vermaport to deliver unmatched lift design excellence for your unique space.



# Discover Lift Design Excellence:

## Elevate Your Space with Unmatched Style

Welcome to our exclusive lift design brochure, where we invite you to experience a world of unparalleled style and sophistication. At Morris Vermaport, we understand the importance of elevating your space with a design that truly reflects your unique vision.

Immerse yourself in our exceptional range of meticulously curated lift designs. Crafted with precision and attention to detail, these designs have been carefully selected to enhance the aesthetic appeal of any environment. From sleek residential towers to dynamic commercial complexes and luxurious hospitality venues, our lifts seamlessly blend functionality and elegance.

Unleash the transformative power of our lift designs and experience the ultimate in vertical transportation excellence. Discover the perfect blend of aesthetics and performance that will elevate your space to new heights. Trust in Morris Vermaport to deliver excellence in every aspect of your lift experience.

Step into a realm of endless possibilities as our lifts bring your vision to life. With a focus on innovation and the utmost quality, our designs exceed expectations, elevating your space with the epitome of style and sophistication.

## Finishes

## Car Specs

<b>Upper wall:</b>	SATIN STAINLESS STEEL
<b>Bottom wall:</b>	SATIN STAINLESS STEEL
<b>Right Wall:</b>	SATIN STAINLESS STEEL
<b>Floor:</b>	ANDROMEDA
<b>Profiles:</b>	BLACK RAL 9005
<b>Ceiling (model):</b>	INFINITE
<b>Ceiling (features):</b>	BLACK RAL 9005
<b>Left Handrail:</b>	NO
<b>Front Hand railing:</b>	NO
<b>Right Hand railing:</b>	NO
<b>Front mirror:</b>	1/2
<b>Side mirror:</b>	1/2
<b>Front glass panel:</b>	NO
<b>Side glass panel:</b>	NO
<b>Car operating panel (model):</b>	COLUMN
<b>Car operating panel (features):</b>	BLACK RAL 9005
<b>Rear corners LED strip:</b>	NO
<b>Car operating panel LED strip:</b>	NO
<b>Upper skirtings LED strip :</b>	YES
<b>Bottom skirtings LED strip:</b>	YES

## Example Images




## Finishes

## Car Specs

Upper wall:	BLANC POLAIRE
Bottom wall:	BURNT STRAND
Floor:	ROYAL REEF
Profiles:	BLACK RAL 9005
Ceiling (model):	ARTE
Ceiling (features):	BLACK RAL 9005
Handrail (model):	CURVED
Handrail (features):	BLACK
Left Handrail:	NO
Front Hand railing:	YES
Right Hand railing:	NO
Front mirror:	SLAT_1/2
Front glass panel:	NO
Side glass panel:	NO
Car operating panel (model):	COLUMN
Car operating panel (features):	BLACK RAL 9005
Rear corners LED strip:	YES
Car operating panel LED strip:	YES
Upper skirtings LED strip :	YES
Bottom skirtings LED strip:	NO

## Example Images



## Finishes

## Car Specs

<b>Left wall:</b>	RED TERRACOTA RAL 8815
<b>Front wall:</b>	RED TERRACOTA RAL 8815
<b>Right Wall:</b>	RED TERRACOTA RAL 8815
<b>Floor:</b>	GREY CONCRETE
<b>Profiles:</b>	SATIN STAINLESS STEEL
<b>Ceiling (model):</b>	MONDRIAN
<b>Ceiling (features):</b>	SATIN STAINLESS STEEL
<b>Handrail (model):</b>	CURVED
<b>Handrail (features):</b>	POLISHED STAINLESS STEEL
<b>Left Handrail:</b>	YES
<b>Front Hand railing:</b>	YES
<b>Right Hand railing:</b>	YES
<b>Front mirror:</b>	FULL
<b>Front glass panel:</b>	NO
<b>Side glass panel:</b>	NO
<b>Car operating panel (model):</b>	COLUMN
<b>Car operating panel (features):</b>	SATIN STAINLESS STEEL
<b>Rear corners LED strip:</b>	YES
<b>Car operating panel LED strip:</b>	NO
<b>Upper skirtings LED strip:</b>	YES
<b>Bottom skirtings LED strip:</b>	YES

## Example Images



## Car Specs

<b>Left wall:</b>	CONCRETE GREY RAL 7023
<b>Front wall:</b>	CONCRETE GREY RAL 7023
<b>Right wall:</b>	CONCRETE GREY RAL 7023
<b>Floor:</b>	ANDROMEDA
<b>Profiles:</b>	STAINLESS STEEL
<b>Ceiling (model):</b>	FRACTION
<b>Ceiling (features):</b>	BLACK RAL 9005
<b>Handrail (model):</b>	CURVED
<b>Handrail (features):</b>	BLACK
<b>Left Handrail:</b>	YES
<b>Front Hand railing:</b>	YES
<b>Right Hand railing:</b>	YES
<b>Front mirror:</b>	1/2
<b>Front glass panel:</b>	NO
<b>Car operating panel (model):</b>	COLUMN
<b>Car operating panel (features):</b>	GREY METALLIC RAL 9006
<b>Rear corners LED strip:</b>	NO
<b>Car operating panel LED strip:</b>	NO
<b>Upper skirtings LED strip :</b>	YES
<b>Bottom skirtings LED strip:</b>	YES

## Example Images



# Wall Finishes

The Lift Walls are the first thing that your passengers will see when the doors open. At Morris Vermaport, we offer a multitude of solutions tailored to revitalise your lift. Explore our extensive range of options that can breathe new life into your space. Rest assured, our wall finishes fully comply with relevant EN81 standards, ensuring a harmonious blend of style and function.

## Skinplate



**White** Select Option:



**Simil stainless steel** Select Option:



**Stainless steel** Select Option:



**Grey** Select Option:



**Cream** Select Option:

## Painted Sheet



**White RAL 9016** Select Option:



**Beige RAL 1019** Select Option:



**Pearl Grey RAL 9022** Select Option:



**Metallic grey RAL 9006** Select Option:



**Black RAL 9005** Select Option:



**Blue RAL 5005** Select Option:

## Back Painted Glass

### Matte



**Oyster White RAL 1013**  
Select Option:



**Bronze**  
Select Option:

### Gloss



**White RAL 9003**  
Select Option:



**Light Brown RAL 1236**  
Select Option:



**Metallic Grey RAL 9006**  
Select Option:



**Aluminium RAL 9007**  
Select Option:



**Black Starlight RAL 0337**  
Select Option:



**Green RAL 8615**  
Select Option:



# Wall Finishes Cont.

## Stainless Steel



**Brushed**

Select Option:



**Leather**

Select Option:



**Checks**

Select Option:



**Linen**

Select Option:



**Canvas**

Select Option:



**Polished**

Select Option:

## Laminated



**White France**

Select Option:



**Cherry Tree**

Select Option:




**Blue**

Select Option:



**Graphite**

Select Option:



**Seringa**

Select Option:



**Smoked Oak**

Select Option:



**Bermuda**

Select Option:



**Elemental Graphite**

Select Option:



**Sandstone**

Select Option:



**Burnt Strand**

Select Option:



**Ocean**

Select Option:



**Elemental Corten**

Select Option:



**White Ash**

Select Option:



**Folkestone**

Select Option:



**Natural Teak**

Select Option:



**Crystal White**

Select Option:



**Finn Beech**

Select Option:



**Elemental Graphite**

Select Option:



**Black Legno**

Select Option:





# Flooring

Unlock a new level of lift aesthetics with our carefully curated flooring samples. We have chosen these options to perfectly balance style and practicality. Designed for easy cleaning and remarkable durability, these flooring solutions effortlessly enhance the look of your lift. Enjoy the visually pleasing aesthetics that not only elevate the ambiance, but also withstand the rigors of daily use. Explore our thoughtfully selected flooring collection and elevate your lift's appeal with a touch of elegance and functionality.

## Anti-slip Rubber



**Marbled**

Select Option:



**Sand**

Select Option:



**Oak**

Select Option:



**Grey**

Select Option:



**Grey Granite**

Select Option:



**Grey Concrete**

Select Option:



**Blue**

Select Option:



**Black**

Select Option:

## Artificial Stone



**Grey Expo**

Select Option:



**Black Starlight**

Select Option:



**White North**

Select Option:




**Royal Reef**

Select Option:



**Concrete Spa**

Select Option:



**Merope**


Select Option:

## Metallic



**Aluminum checkerboard 6kg/m<sup>2</sup>**

Select Option:



**Stainless steel 12kg/m<sup>2</sup>**

Select Option:



**Steel durbar plate 36kg/m<sup>2</sup>**

Select Option:




# Flooring Cont.

## Anti-slip Rubber



**Pink Porriño**

Select Option:



**Reliquia**

Select Option:




**Grey Perla**

Select Option:



**Black South Africa**

Select Option:




**White Crystal**

Select Option:



**Intense Black**

Select Option:



**Grey Quintana**

Select Option:



**Dark Blue Labrador**

Select Option:




**Sahara Wind**

Select Option:




**Andromeda**

Select Option:




# Ceilings

Transform the atmosphere of your lift with our remarkable ceiling designs. Step away from the ordinary and discover a captivating new look that instantly elevates the impression of your space. Carefully crafted to enhance aesthetics, our ceiling designs create a visually stunning environment that leaves a lasting impact on passengers.




**LED Spots**

Select Option:



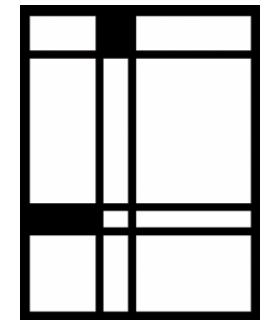
**Curved LED spots**

Select Option:




**LED strip**

Select Option:




**Mondrian**

Select Option:




**Arte**

Select Option:




**Marco**

Select Option:



**Mosaic**

Select Option:



**Tinted glass**

Select Option:



# Accessories

Finishes

## Mirrors




**½ Height Mirror**

Select Option:



**Slat Mirror**

Select Option:



**Full Mirror**

Select Option:

## Handrails



**Curved Tubular Satin Stainless Steel**

Select Option:



**Curved Tubular Polished Stainless Steel**

Select Option:



**Curved Tubular Painted Black**

Select Option:

# Doors

The doors of your lift withstand constant use and are often located in the busiest areas of your building. It is crucial to maintain their appearance throughout their lifespan. Enhance the aesthetics of each landing by considering door replacements or re-skinning. Take a closer look at our impressive range of doors designed to keep your lift looking sharp and stylish. With our selection, you can seamlessly blend functionality and visual appeal, ensuring a remarkable experience for passengers. Discover the possibilities with Morris Vermaport's door solutions and elevate the allure of your lift entrances.

## Automatic Doors



**Primed stainless steel (2-panel)**

Select Option:



**Vision Panel**

Select Option:

## Semi-Automatic Doors



**Standard with vision panel**

Select Option:



**Big vision panel**

Select Option:



**Folding busmatic doors with vision panel**

Select Option:





















**Full glass in a stainless steel frame**

Select Option:



# Door Finishes

## Embossed Epoxy

			
<b>RAL 1015</b> Select Option: <input type="checkbox"/>	<b>RAL 9006</b> Select Option: <input type="checkbox"/>	<b>RAL 5012</b> Select Option: <input type="checkbox"/>	<b>RAL 8023</b> Select Option: <input type="checkbox"/>
			
<b>RAL 7004</b> Select Option: <input type="checkbox"/>	<b>RAL 1018</b> Select Option: <input type="checkbox"/>	<b>RAL 7010</b> Select Option: <input type="checkbox"/>	<b>RAL 7012</b> Select Option: <input type="checkbox"/>
			
<b>RAL 1019</b> Select Option: <input type="checkbox"/>	<b>RAL 6021</b> Select Option: <input type="checkbox"/>	<b>RAL 3004</b> Select Option: <input type="checkbox"/>	<b>RAL 6005</b> Select Option: <input type="checkbox"/>
			
<b>RAL 1034</b> Select Option: <input type="checkbox"/>	<b>RAL 3020</b> Select Option: <input type="checkbox"/>	<b>RAL 5011</b> Select Option: <input type="checkbox"/>	<b>RAL 9005</b> Select Option: <input type="checkbox"/>
			
<b>Standard RAL 7032</b> Select Option: <input type="checkbox"/>	<b>RAL 9016</b> Select Option: <input type="checkbox"/>		


## Smooth Stainless Steel

We can provide the below standards of brushed stainless steel for your lift doors:



AISI 441/2B/BA  
AISI 304 2B  
AISI 316 2B  
AISI 441 2B  
AISI 304 2B  
AISI 316 2B  
AISI 316 4N

And also these decorative finishes:



**AISI 304 BA**

Select Option:



**AISI 304 BA**

Select Option:



**AISI 304 BA**

Select Option:



**AISI 304 BA**

Select Option:

## Patterned Stainless Steel



**AISI 441 BA (also in 304 and 316 grades)**

Select Option:



**AISI 441 BA (also in ISI 304 BA grade)**

Select Option:



**AISI 304 BA**

Select Option:



**AISI 441 BA (also in 304 and 316 grades)**

Select Option:

# Car & Landing Operating Panels

Whether you're selecting finishes for a new lift or replacing worn components, we have a wide range of options to meet your needs. From stylish push buttons to modern car operating panels, our selection offers a variety of choices to suit your aesthetic preferences. Elevate the passenger experience with fresh, durable panels that enhance both functionality and visual appeal. Discover the possibilities with Morris Vermaport's new panel options and give your lift's interior a revitalised and sophisticated appearance.

## Operating Panels & Indicators




**Standard Full-Height**

Select Option:



**Epsilon**

Select Option:



**Glass finish**

Select Option:



**Full Height Glass**

Select Option:

## Smooth Stainless Steel



**Steel plate with chosen engraving**

Select Option:



**With transparent window plate**

Select Option:



**Surface mounted**

Select Option:



**Surface mounted with display**

Select Option:



**None-touch panel**

Select Option:



# Push Buttons

At Morris Vermaport, we offer a diverse selection of push buttons sourced from various suppliers. Browse through our range and find the ones that resonate with your style. Contact us with your preferred choices, and we will ensure their compatibility with your existing panel. Experience the convenience and customisation options available with Morris Vermaport's extensive push button collection.



**BAS 120**

Select Option:



**BAS120 Black**

Select Option:



**RT42**

Select Option:



**US91-EN**

Select Option:



**US95-EN**

Select Option:



**AT33RM**

Select Option:



**US90 Jumbo**

Select Option:



**US95 Jumbo**

Select Option:



**B3 Arkel**

Select Option:



**B3 Black**

Select Option:



**V2-P**

Select Option:

## Touch Panels



21"



18"



15"



10"



7"

## Touch Panels



Select Option:



# Displays

At Morris Vermaport, we provide a diverse selection of display options, including TFT, LCD, and Dot Matrix displays, to integrate seamlessly into the car operating panel inside the lift and on the landing indicator panels. These displays offer clear and dynamic visual information for passengers. Contact us for more details on the available suppliers and let us assist you in choosing the perfect display solution tailored to your specific requirements.




**TFT 2.8" - Carlos Silva**  
Select Option:




**LCD10555 - Arkel**  
Select Option:




**TFT 2385 - Lester**  
Select Option:



Select Option:



**LCDA - Arkel**  
Select Option:



**EAZ-TFT-45 2.8"**  
Select Option:



**TFT 5.6" - Carlos Silva**  
Select Option:



**Surface Mounted**  
Select Option:



**Directional Arrows**  
Select Option:



**Flush Mounted**  
Select Option:



**TFT 4.3" Clearview**  
Select Option:



**Liftmedia - Arkel**  
Select Option:



**TFT 2381 - Lester**  
Select Option:



**Retro**  
Select Option:



**Retro**  
Select Option:



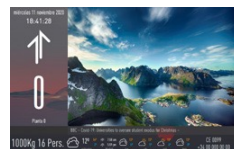
**Blades**  
Select Option:



**EAZ-TFT-110 5"**  
**EAZ-TFT-210 10.3"**  
Select Option:



**7" - Carlos Silva**  
Select Option:



**10" - Carlos Silva**  
Select Option:






Want More Information About  
Finishes?

Contact us for more information

 **Telephone**  
03300 554 291

 **Email**  
[sales@mvlifts.co.uk](mailto:sales@mvlifts.co.uk)

 **Web**  
[www.mvlifts.co.uk](http://www.mvlifts.co.uk)

